

• Provide your dog with his own toy and teach him to use them or he will destructively chew anything available.



• **DOGS ...DO NOT...**chew and destroy your house because they are.. Angry, Jealous, Spiteful, Malicious, Vindictive, or Petty.

They do it because they may be lonely, bored, frustrated, or anxious.

What Not To Do

Never discipline or punish your dog after the fact. If you discover a chewed item **even minutes after he is chewed it, you're too late.**

Animals associate punishment with what they're doing **at the time they're being corrected.** Your dog can't reason that, "I tore up those shoes an hour ago and that's why I'm being scolded now." Some people believe this is what a dog is thinking because he runs and hides or because he "looks guilty."

In reality, "guilty looks" are actually canine submissive postures that dogs show when they're threatened. When you're angry and upset, your dog feels threatened by your tone of voice, body postures, and/or facial expressions, so he may hide or show submissive postures. Punishment after the fact **will not** only fail to eliminate the undesirable behavior, but could provoke other undesirable behaviors as well.

It's Rhyme Tyme The Coloring Book

Here's the perfect **coloring book** for your kids or grandkids. You'll be able to read wholesome animal related stories to your children and watch as they color the original line art illustrations of Elaine Moehring. You may even want to frame the finished pages as your own work of art.

We have selected over 20 Original Story Poems by seasoned poet, John Marinelli, He penned them more than 45-years ago for his children. He sparked their imaginations with stories straight out of his imagination.

We are offering this **One-Of-A-Kind** coloring book, **Free of Charge** as part of our on-going animal concern education and awareness program aimed at companion animal caregivers and their children.


**Download
Your Free Copy Today**
www.christianliferesourcecenter.org

Have A Heart for Companion Animals, Inc.
A 501 c 3 not for profit organization
P.O. Box 831413 Ocala, Florida 34483
Copyright 2019 www.haveaheart.us

Dog And



Puppy Chewing



Why Dogs Need To Chew


Puppies



Puppies need something with resistance to chew on while their teeth and jaws are developing – for cutting the puppy teeth, to induce growth of the permanent teeth through the gums, to assure normal jaw development and to settle permanent teeth solidly in the jaws.

Teething... From age 3 months to about 10 months puppies are teething and relieve the discomfort by chewing.

Teething Remedies for Puppies



Around two weeks of age, a puppy begins to get his baby teeth; by the time he is 12 weeks old, he will have all of them. Not long after the last baby teeth are in, the puppy will begin to lose them and new, permanent teeth will take their place. As the new teeth come in, the puppy might experience redness, swelling and irritation. You can take steps to alleviate his pain and reduce the risk of your puppy chewing up valuable items while he's teething.

Step 1

Provide your puppy with acceptable items on which to chew. While the new teeth are putting pressure on a puppy's gums, chewing is a natural reaction. If you don't provide a chew toy, your puppy will look for something else to chew, including furniture, shoes and other things you value. Offer him only one or two chew toys, and present them to your puppy before he starts chewing on something else. If you supply too many chew toys, your puppy may not distinguish them from other things that seem chewable.

Step 2

Enhance your puppy's desire to chew on his designated toy by rubbing a small bit of peanut butter on it once or twice a day. Do not go overboard on the peanut butter. Try an alternate flavor occasionally, such as bacon grease.

Step 3

Give your puppy an ice cube to chew for an occasional change of pace. Drop one or two ice cubes in your puppy's food bowl. Used crushed ice for toy breeds. The ice will melt and slip back into the bowl as he works on it, but it will provide soothing relief for irritated gums while it lasts.

Step 4

Freeze a clean dishrag after dipping it in water and wringing it out. Twist the damp dishrag into a tight, rope-like shape and let it freeze that way. When your puppy shows signs of needing to chew, offer the frozen rag to chill and temporarily numb his gum pain. When the rag warms and softens, you can rinse it out and refreeze it.


Step 5

"The Doctors Book of Home Remedies for Dogs and Cats" suggests massaging your puppy's gums to relieve his pain. While sitting with your puppy, use one hand to support his chin while gently rubbing her upper and lower gums for a few minutes.

Adult Dogs

Their desire to chew stems from the instinct for tooth cleaning effect, gum massage and jaw exercise – plus the need for an outlet for periodic doggie tensions and loneliness.

Hunger



A dog on a calorie-restricted diet might chew and destroy objects in an attempt to find additional sources of nutrition. Dogs usually direct this kind

of chewing toward objects related to food or that smell like food...Or your dog or puppy may have a problem with its pancreas. Look up www.EPI4dogs.com on the Internet. Great information and support group.

Chewing, Ripping, Shredding, Tearing Up And Generally Destroying...

Chewing should be expected for it is as normal for a dog as tail wagging.

